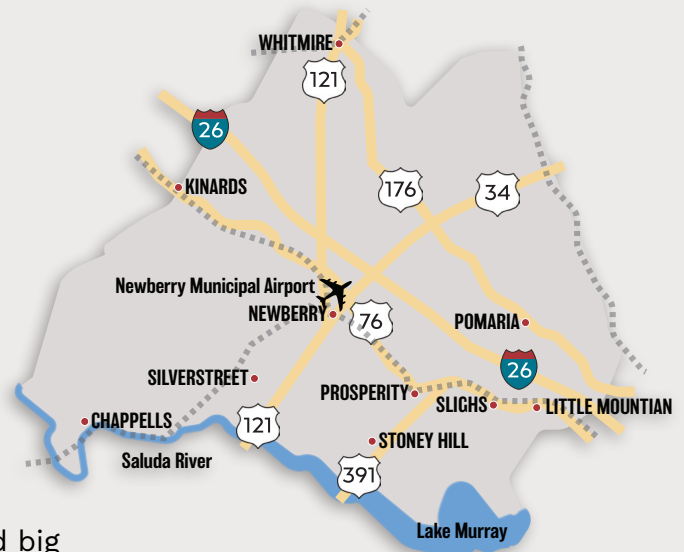


# At A Glance: NEWBERRY COUNTY

Newberry County was formed in 1785 as part of the Ninety Six District. As the county seat, and as one of the most vibrant cities in Newberry County, it's no wonder the City of Newberry was listed as one of Crampton's 100 Best Small Towns in America. With a labor pool exceeding half a million workers in 60 minutes, Newberry County's central location between three major MSAs - Columbia, Greenville and Charlotte - expands its labor draw even further. With its business-friendly communities, Newberry has attracted big names like Samsung, Kraft-Heinz, Komatsu and more.



## INFRASTRUCTURE

The Central SC Region is home to four major interstates, all easily accessible throughout the region: I-20, I-26, I-77, I-95. These interstates make for smooth travel when commuting to the region's major airport and the state's major port.


- 


Passes through the center of the county, traveling east to west with direct access to the state's capital city, Columbia.
- 


22 miles SE
- 

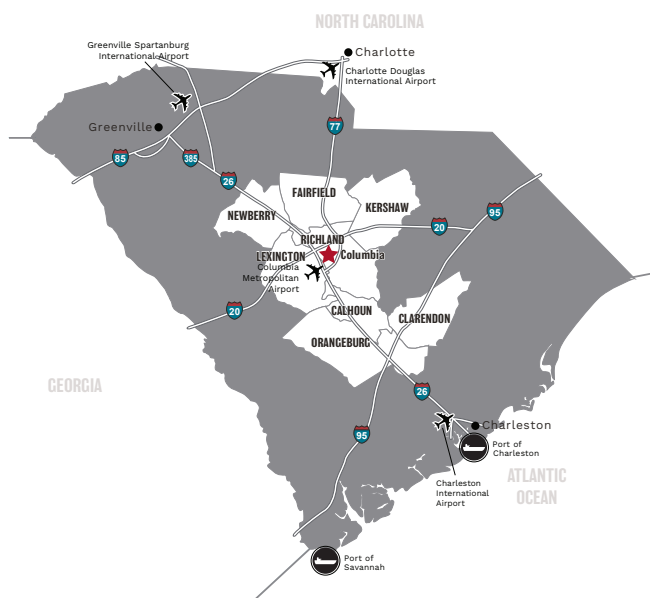
31 miles E
- 

85 miles E

 Newberry Municipal Airport (27J): located within the county; Columbia Metropolitan Airport (CAE): 42 miles from the county, it features a UPS air hub and Foreign Trade Zone 127.

 Port of Charleston: 153 miles away; nationally recognized as one of the most efficient and effective ports. New Hugh Leatherman Terminal opened in 2021 to accommodate larger neo-Panamax vessels.

 Rail system served by CSX and Norfolk Southern.



## 60-MINUTE DRIVE TIME POPULATION

	1,053,183	1,086,445	1,113,327
	2020 Census	2023 Estimate	2028 Forecast
	82.3%	78.8%	
	Age 15+ 2023 Estimate	Age 18+ 2023 Estimate	
	91.2%	34.9%	
	HS Diploma/GED & higher Age 25+, 2023 Estimate	Bachelor's Degree & higher Age 25+, 2023 Estimate	

Source: US Census Bureau, Census 2010 Summary File 1. Esri forecasts for 2022 and 2027.

## EXISTING INDUSTRY



ALL INDUSTRIES



MANUFACTURING



HEALTH CARE & SOCIAL ASSISTANCE



RETAIL TRADE



ADMINISTRATIVE & WASTE SERVICES



EDUCATIONAL SERVICES



ACCOMMODATION & FOOD SERVICES



PUBLIC ADMINISTRATION



CONSTRUCTION



ALL OTHERS



AGRICULTURE, FORESTRY, FISHING & HUNTING



WHOLESALE TRADE



TRANSPORTATION & WAREHOUSING



OTHER SERVICES (EXCEPT PUBLIC ADMINISTRATION)

Source: Bureau of Labor Statistics, OCEW 2022

## EMPLOYMENT: April 2024

Labor Force:  
19,077

Unemployment Rate:  
2.90%

Per Capita Income:  
\$46,917



Employment:  
18,531



Unemployment:  
546

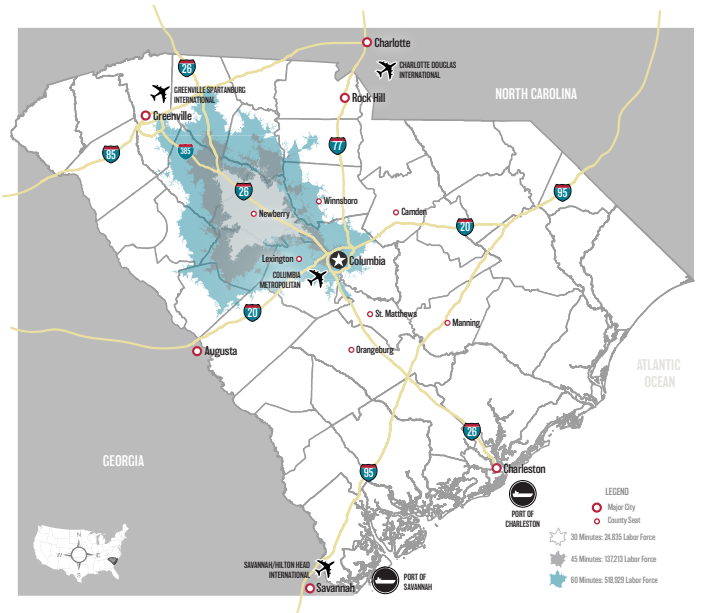
Source: US Bureau of Labor Statistics

## TOP PRIVATE EMPLOYERS

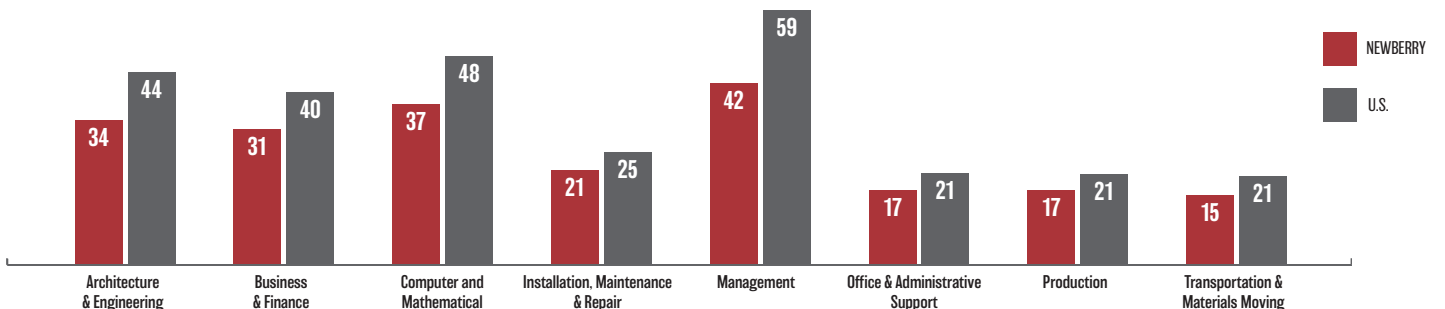
COMPANY	EMPLOYEES
Samsung	1,100
Kraft Heinz	950
West Fraser Timber Co. Ltd.	500
Georgia Pacific Corp.	350
Kiswire Inc. (2 locations)	300
Komatsu America Corp.	265
Sea Pro Boats	215
Shakespeare Composite	200
KRA Operations LLC	200
Doncasters Trucast USA	175
Pioneer Frozen Foods	160
ISE America Inc.	140

Source: Central SC records and Reference USA

## DRIVE TIME LABOR FORCE



## HOURLY WAGES FOR SELECT OCCUPATIONS



Source: Lightcast, Occupation Table, Average Hourly Earnings, 2022-2023; wage values have been rounded to whole dollar